

# 131 Series Sliding Window

## STANDARD SIZE RANGE

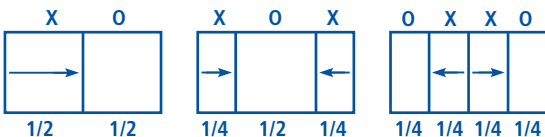
Stud Opening with Reveal (Includes 10mm Clearance)

Aluminium Frame Size

WIDTH

		660	960	1260	1560	1860	2160	2460	2760	3060
		610	910	1210	1510	1810	2110	2410	2710	3010
HEIGHT	650									
	950									
1050	1000									
	1250									
1550	1500									

### Legend



### Note:

- All dimensions stated are in millimetres
- When ordering, always state the height dimension first
- All aluminium frame sizes detailed above refer to the outer frame dimensions of the window exclusive of the fixing fin
- All configurations are viewed from the outside looking inside
- All two panel windows will be supplied as XO (slider / fixed) unless requested otherwise
- Black hardware is supplied as standard
- Drawings may not be to scale

- The availability of certain sizes and configurations are dependent on the design wind load requirement of the site. Check with your G.James Representative to confirm availability.
- Available on request (additional charges apply):
  - Finger joint pine reveals (clear pine, meranti, LOSP treated, primed and Tasmanian oak available upon request). When ordering state the width of reveal required.
  - Security, acoustic and energy efficient upgrades
  - Non-standard sizes
  - Fixed vent fitted to window sashes
  - Colonial or federation style bars

# 131 Series Window Wall

## STANDARD SIZE RANGE

Stud Opening with Reveal (Includes 10mm Clearance)

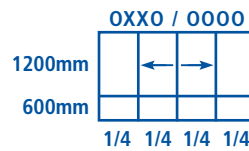
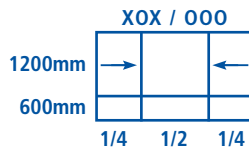
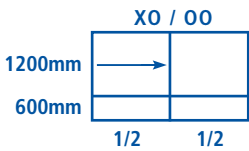
Aluminium Frame Size

WIDTH

		960	1260	1560	1860	2160	2460	2760	3060
		910	1210	1510	1810	2110	2410	2710	3010
HEIGHT	1850								
	1800								
	2150								
	2100								

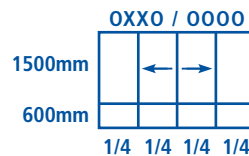
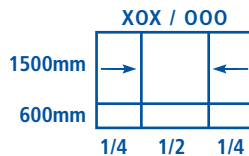
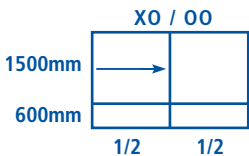
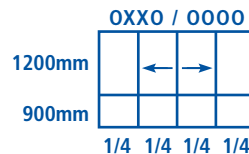
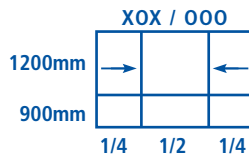
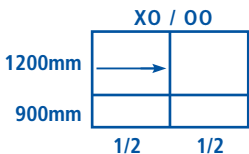
### 1800mm high

### Legend



A 1200mm / 600mm height split will be supplied to all 1800mm window walls unless requested otherwise

### 2100mm high



Customer is to nominate the height splits on all 2100mm high window walls

### Options

#### XO / XO Window Wall



#### XO with 2 Bay Louvre Low Light



#### Window Wall with Semi-Circle Head



#### Window Wall with Raked Head



### Note:

- All dimensions stated are in millimetres
- When ordering, always state the height dimension first
- All aluminium frame sizes detailed above refer to the outer frame dimensions of the window exclusive of the fixing fin
- All configurations are viewed from the outside looking inside
- All two panel windows to the upper portion of a window wall will be supplied as XO (slider / fixed) unless requested otherwise
- Black hardware is supplied as standard
- Height splits refer to the centre of the transom
- Drawings may not be to scale

- All panels to the lower portion of a window wall will be supplied as fixed panels unless requested otherwise
- The availability of certain sizes and configurations are dependent on the design wind load requirement of the site. Check with your G.James Representative to confirm availability
- Available on request (additional charges apply):
  - Finger joint pine reveals (clear pine, meranti, LOSP treated, primed and Tasmanian oak available upon request). When ordering state the width of reveal required.
  - Security, acoustic and energy efficient upgrades
  - Non-standard sizes
  - Colonial or federation style bars