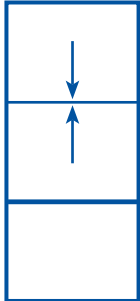


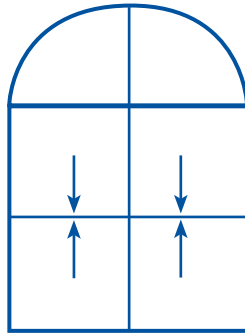
136 Series Double Hung Window

POSSIBLE CONFIGURATIONS

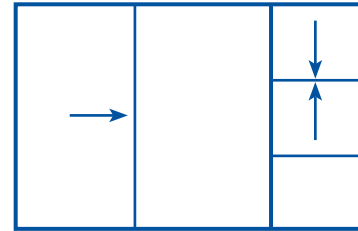
With Low Light



With Split Semi-Circle Head

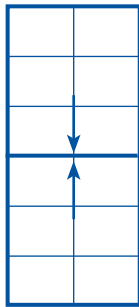


Coupled to Sliding Door

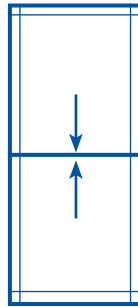


Side light can be coupled to fixed panel side only

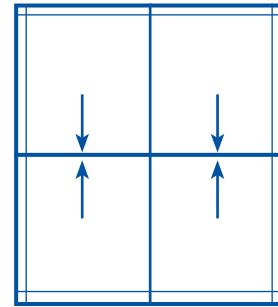
With Colonial Bars



With Federation Bars

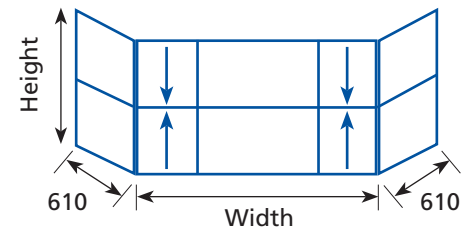
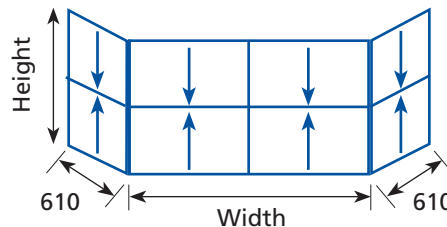
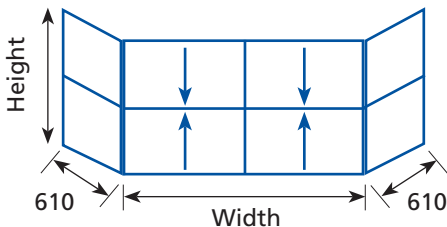


With Federation Bars



136 Series Bay Window

POSSIBLE CONFIGURATIONS



Note:

- All dimensions are to be stated in millimetres
- When ordering, always state the height dimension first
- When ordering, state the outer frame dimensions exclusive of the fixing fin
- Due to weight limitations on various operating components, sizes which exceed the standard size range may not be available. Check with your G. James Representative to confirm availability
- Multiple bay configurations will be supplied in equal vertical splits unless requested otherwise. This excludes three (3) bay double-hung units which will be split as per page 12. Customer to nominate all horizontal splits
- Black hardware is supplied as standard
- Drawings may not be to scale
- Other configurations may be available upon request. The availability of certain sizes and configurations is dependent on the design wind load requirement of the site. Check with your G. James Representative to confirm availability
- Available upon request (additional charges apply):
 - Timber reveals: finger joint pine (FJP), primed FJP, clear pine, meranti and LOSP treated types are available. When ordering nominate reveal type and width required.
 - Security, acoustic and energy efficient upgrades
 - Colonial and federation style bars